

# CREATING CUSTOM DASHBOARDS ON HEALTHY SHELBY

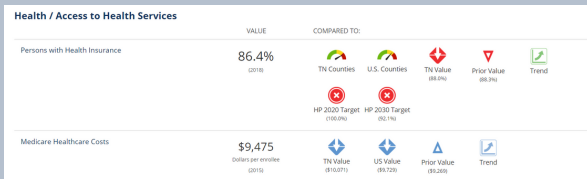
Custom dashboards allow you to view data in a way that is most useful to you. Healthy Shelby has many ways to customize dashboards to meet your needs.

## The 3 types of dashboards on Healthy Shelby

- 1 Indicator/Location Summary
- 2 Group By Location
- 3 Group By Indicator

### Indicator Location Summary

A convenient reference tool that lists the locations available for each indicator (e.g. county, zip code, census tract).

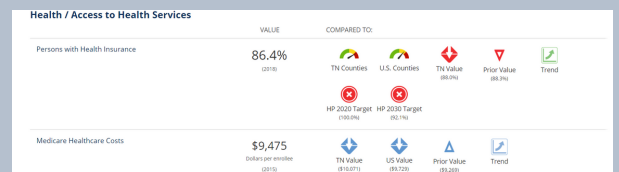


Tip: Indicator/Location Summary Dashboards are best to use when you are first exploring a topic and want to see which data are available.

### Group By Location

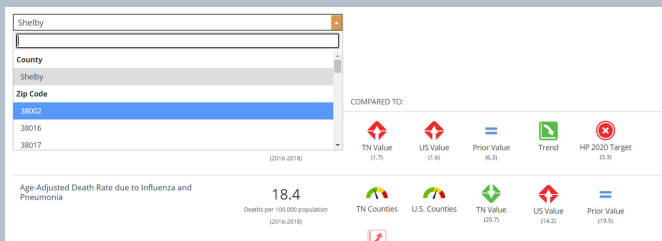
A dashboard that is best for looking at multiple indicators for a small number of locations.

Tip: Group by Location dashboards are great for comparing indicators to see how a community is doing on a range of issues



### Group By Indicator

A dashboard that is best for looking at multiple locations for a small number of indicators.



Tip: Group by Indicator dashboards are great for identifying “hotspots” or areas to focus greater attention.